



**Round 3 - Phillip Island GP Circuit - September 3 & 4**  
**BEARS - F3, F4, & F5**

**Qualifying**

Date: 03/09/22  
 Event: Q07  
 Weather: Mostly cloudy - Temp: 12.6C  
 Track: Drying - Temp: 13.0C

Started at: 10:54:41  
 Laps: 15 Min  
 Starters: 17  
 Printed at: 11:32


**PROVISIONAL CLASSIFICATION**

Pos	No	Name	Class	Machine	Fastest Lap	On Lap	Behind Leader	Behind Prev	Top Speed
1	3	Cori BOURNE / Pedders Suspension Shepparton / NBS Brake Supplies / Shepparton Service	F3	Husqvarna FS 450	2:02.888	5 of 5			178
2	19	Paul NILSEN	F3	Triumph Sp. Trip. 1050	2:03.352	7 of 7	.464	.464	205
3	212	Anthony STEPHENS / Ords Motorcycles Ararat	F3	Husqvarna Vitp. 693	2:03.442	5 of 5	.554	.090	187
4	22	Matthew EDWARDS / Redex / Race and Road	F4	Laverda Redex 1000	2:03.676	7 of 7	.788	.234	221
5	1	Dallas O'SULLIVAN	F3	Husqvarna 701 693	2:04.204	4 of 4	1.316	.528	190
6	612	Gregory JAMES / Racing Geriatrics	F3	KTM Duke 890	2:04.872	7 of 8	1.984	.668	197
7	5	Philip BARTUSH / Kaneg MotoSport	F3	Ducati 916	2:07.396	3 of 4	4.508	2.524	197
8	955	Tom PALMAI	F3	Triumph Dayt. 955	2:08.091	7 of 7	5.203	.695	205
9	67	Richard DRAPER / R A Draper Medical Services	F5	Ducati Monster 800	2:09.323	4 of 4	6.435	1.232	169
10	39A	Sean OESER / Race & Road / Highfields Panel & Paint / Ricondi / Addicted to Track	F5	Ducati Monster 696	2:10.987	7 of 7	8.099	1.664	193
11	19A	Denis ACKLAND	F4	Harley Dav. Sport. 1200	2:15.022	4 of 4	12.134	4.035	205
12	39	Dean YAGAN	F3	KTM Duke 890	2:15.369	5 of 5	12.481	.347	186
13	9A	Eddy GARNER / Aussie Bike Tours	F4	Harley Dav. Sport. 1200	2:17.302	5 of 5	14.414	1.933	176
14	23	Voya KISSITCH / Malaysian Motorcycle Getaways	F5	Ducati SS 800	2:17.712	6 of 6	14.824	.410	184
15	571	Maurice TURNER	F4	Laverda RGS 981	2:22.260	5 of 5	19.372	4.548	174
16	84	David ABOUD / TMA Racing	F5	KTM Duke 690	2:30.711	4 of 4	27.823	8.451	163
17	62	Ian HARDING / BDMC Racing	F3	Ducati S 750	2:58.655	1 of 4	55.767	27.944	136

The results are provisional until the end of the time limit for protests and appeals.


*Scott Laing*  
 Chief Timekeeper - Scott Laing

*Tony Bolin*  
 Clerk of Course - Tony Bolin



**COMPUTIME RACE TIMING SYSTEMS PTY LTD**  
**www.computime.com.au**

E-mail: scott@computime.com.au / Ph: 0418 17 13 17





**Round 3 - Phillip Island GP Circuit - September 3 & 4**  
**BEARS - F3, F4, & F5**

**Qualifying**

Date: 03/09/22  
 Event: Q07  
 Weather: Mostly cloudy - Temp: 12.6C  
 Track: Drying - Temp: 13.0C

Started at: 10:54:41  
 Laps: 15 Min  
 Starters: 17  
 Printed at: 11:32


**PROVISIONAL LAP TIMES**

No	Name	Lap 1	Lap 2	Lap 3	Lap 4	Lap 5	Lap 6	Lap 7	Lap 8
1	Dallas O'SULLIVAN	2:11.398	5:36.028	2:11.749	<b>2:04.204</b>				
3	Cori BOURNE	2:11.503	5:34.587	2:05.561	<b>2:02.888</b>				
5	Philip BARTUSH	13:06.132	2:22.290	<b>2:07.396</b>	2:07.530				
9A	Eddy GARNER	2:45.411	5:32.803	2:39.350	2:23.858	<b>2:17.302</b>			
19	Paul NILSEN	2:34.448	5:55.270	2:19.538	2:09.203	2:09.618	2:05.237	<b>2:03.352</b>	
19A	Denis ACKLAND	2:36.925	2:24.651	2:16.490	<b>2:15.022</b>				
22	Matthew EDWARDS	2:15.111	5:37.984	2:12.643	2:05.241	2:07.701	2:04.747	<b>2:03.676</b>	
23	Voya KISSITCH	2:41.084	5:23.119	2:33.959	2:22.349	2:19.738	<b>2:17.712</b>		
39	Dean YAGAN	2:40.950	5:32.400	2:27.002	2:17.419	<b>2:15.369</b>			
39A	Sean OESER	2:41.098	5:18.722	2:33.951	2:23.598	2:20.718	2:13.606	<b>2:10.987</b>	
62	Ian HARDING	<b>2:58.655</b>	4:47.868	3:00.790	3:03.843				
67	Richard DRAPER	2:19.332	5:46.206	2:16.015	<b>2:09.323</b>				
84	David ABOUD	2:53.782	5:16.170	2:47.416	<b>2:30.711</b>				
212	Anthony STEPHENS	2:10.636	5:34.558	2:07.447	2:04.469	<b>2:03.442</b>			
571	Maurice TURNER	2:38.765	5:04.785	2:30.057	2:25.018	<b>2:22.260</b>			
612	Gregory JAMES	2:15.824	5:45.331	2:13.937	2:10.384	2:08.516	2:05.424	<b>2:04.872</b>	2:05.484
955	Tom PALMAI	2:42.968	5:29.617	2:29.412	2:17.663	2:19.044	2:10.992	<b>2:08.091</b>	

The results are provisional until the end of the time limit for protests and appeals.


*Scott Laing*  
 Chief Timekeeper - Scott Laing

*Tony Bolin*  
 Clerk of Course - Tony Bolin



**COMPUTIME RACE TIMING SYSTEMS PTY LTD**  
**www.computime.com.au**

E-mail: scott@computime.com.au / Ph: 0418 17 13 17





**Round 3 - Phillip Island GP Circuit - September 3 & 4**  
**BEARS - F3, F4, & F5**

**Qualifying**

Date: 03/09/22  
 Event: Q07  
 Weather: Mostly cloudy - Temp: 12.6C  
 Track: Drying - Temp: 13.0C


Started at: 10:54:41  
 Laps: 15 Min  
 Starters: 17  
 Printed at: 11:32

**PROVISIONAL SPLIT TIMES**

Lap	Split 1	Split 2	Split 3	Split 4	Lap Time	Spd	Lap	Split 1	Split 2	Split 3	Split 4	Lap Time	Spd
<b>1 Dallas O'SULLIVAN (5th)</b>							4	<u>32.969</u>	<u>39.306</u>	<u>25.269</u>	<u>37.478</u>	<u>2:15.022</u>	194
1	33.744	37.014	24.622	36.018	2:11.398 P								
2	32.137	36.590	27.278	4:00.023	5:36.028	179	<b>22 Matthew EDWARDS (4th)</b>						
3	33.707	37.623	24.709	35.710	2:11.749 P		1	35.236	38.098	25.236	36.541	2:15.111 P	
4	<u>30.830</u>	<u>36.095</u>	<u>23.371</u>	<u>33.908</u>	<u>2:04.204</u>	190	2	38.671	4:59.313			5:37.984	167
<b>3 Cori BOURNE (1st)</b>							3	34.044	37.653	24.564	36.382	2:12.643 P	
1	33.699	36.768	24.860	36.176	2:11.503 P		4	30.182	36.258	23.930	34.871	2:05.241	217
2	31.947	36.649	26.661	3:59.330	5:34.587	178	5	<u>30.001</u>	37.553	24.378	35.769	2:07.701	221
3	2:42.989	35.870	23.770	34.546	4:17.175 P	175	6	30.267	35.912	23.656	34.912	2:04.747	214
4	<u>30.533</u>	<u>35.059</u>	<u>23.164</u>	<u>34.132</u>	<u>2:02.888</u>	175	7	30.546	<u>35.594</u>	<u>23.523</u>	<u>34.013</u>	<u>2:03.676</u>	218
<b>5 Philip BARTUSH (7th)</b>							<b>23 Voya KISSITCH (14th)</b>						
1	42.846	43.820	4:53.266	6:46.200	13:06.132 P		1	42.367	46.389	30.163	42.165	2:41.084 P	
2	40.817	39.440	25.730	36.303	2:22.290 P		2	37.954	4:45.165			5:23.119	156
3	31.146	37.207	<u>24.410</u>	<u>34.633</u>	<u>2:07.396</u>	197	3	40.792	43.618	28.358	41.191	2:33.959 P	
4	<u>31.056</u>	<u>36.672</u>	24.526	35.276	2:07.530	185	4	35.612	40.787	27.197	38.753	2:22.349	167
<b>9A Eddy GARNER (13th)</b>							5	35.083	39.774	<u>26.347</u>	<u>38.534</u>	2:19.738	169
1	44.918	46.380	31.990	42.123	2:45.411 P		6	<u>33.255</u>	<u>39.443</u>	26.462	38.552	<u>2:17.712</u>	184
2	41.489	4:51.314			5:32.803	169	<b>39 Dean YAGAN (12th)</b>						
3	40.965	44.187	31.077	43.121	2:39.350 P		1	43.615	46.074	29.356	41.905	2:40.950 P	
4	35.793	42.339	27.141	38.585	2:23.858	169	2	37.913	4:54.487			5:32.400	158
5	<u>34.018</u>	<u>39.408</u>	<u>26.372</u>	<u>37.504</u>	<u>2:17.302</u>	176	3	41.357	40.607	26.626	38.412	2:27.002 P	
<b>19 Paul NILSEN (2nd)</b>							4	34.589	39.042	26.089	37.699	2:17.419	172
1	43.686	43.473	28.132	39.157	2:34.448 P		5	<u>33.914</u>	<u>38.804</u>	<u>25.736</u>	<u>36.915</u>	<u>2:15.369</u>	177
2	33.638	5:21.632			5:55.270	193	<b>39A Sean OESER (10th)</b>						
3	36.832	38.381	28.070	36.255	2:19.538 P		1	42.563	45.947	30.265	42.323	2:41.098 P	
4	31.735	37.552	25.058	34.858	2:09.203	205	2	37.903	4:40.819			5:18.722	161
5	32.318	37.468	24.790	35.042	2:09.618	187	3	38.276	44.304	29.324	42.047	2:33.951 P	
6	30.854	<u>35.568</u>	23.955	34.860	2:05.237	200	4	34.628	40.713	27.760	40.497	2:23.598	191
7	<u>30.531</u>	35.641	<u>23.650</u>	<u>33.530</u>	<u>2:03.352</u>	198	5	34.130	40.969	26.657	38.962	2:20.718	191
<b>19A Denis ACKLAND (11th)</b>							6	32.775	38.911	25.223	36.697	2:13.606	193
1	40.675	44.750	29.229	42.271	2:36.925 P		7	<u>31.475</u>	<u>38.280</u>	<u>24.931</u>	<u>36.301</u>	<u>2:10.987</u>	193
2	35.910	42.512	26.746	39.483	2:24.651	204	<b>62 Ian HARDING (17th)</b>						
3	33.129	40.066	25.568	37.727	2:16.490	205	1	43.286	51.781	34.184	49.404	<u>2:58.655</u> P	
							2	56.337	3:51.531			4:47.868	91


*Scott Laing*  
 Chief Timekeeper - Scott Laing

*Tony Bolin*  
 Clerk of Course - Tony Bolin



**COMPUTIME RACE TIMING SYSTEMS PTY LTD**  
**www.computime.com.au**

E-mail: scott@computime.com.au / Ph: 0418 17 13 17





**Round 3 - Phillip Island GP Circuit - September 3 & 4**  
**BEARS - F3, F4, & F5**

**Qualifying**

Date: 03/09/22  
 Event: Q07  
 Weather: Mostly cloudy - Temp: 12.6C  
 Track: Drying - Temp: 13.0C

Started at: 10:54:41  
 Laps: 15 Min  
 Starters: 17  
 Printed at: 11:32

**PROVISIONAL SPLIT TIMES**

Lap	Split 1	Split 2	Split 3	Split 4	Lap Time	Spd	Lap	Split 1	Split 2	Split 3	Split 4	Lap Time	Spd
3	<u>44.143</u>	<u>49.940</u>	35.440	51.267	3:00.790 P		3	37.936	42.835	29.123	40.163	2:30.057 P	
4	45.286	54.035	<u>34.930</u>	<u>49.592</u>	3:03.843	126	4	35.767	41.418	28.532	39.301	2:25.018	165
							5	<u>34.629</u>	<u>41.400</u>	<u>27.173</u>	<u>39.058</u>	<u>2:22.260</u>	174
<b>67 Richard DRAPER (9th)</b>							<b>612 Gregory JAMES (6th)</b>						
1	36.335	40.370	26.018	36.609	2:19.332 P		1	35.858	38.702	25.030	36.234	2:15.824 P	
2	33.967	5:12.239			5:46.206	167	2	32.243	5:13.088			5:45.331	195
3	35.584	38.611	24.640	37.180	2:16.015 P		3	34.720	38.221	24.912	36.084	2:13.937 P	
4	<u>31.816</u>	<u>37.849</u>	<u>23.906</u>	<u>35.752</u>	<u>2:09.323</u>	169	4	31.797	37.933	25.041	35.613	2:10.384	188
<b>84 David ABOUD (16th)</b>							<b>955 Tom PALMAL (8th)</b>						
1	46.009	49.691	32.427	45.655	2:53.782 P		5	32.124	37.169	24.202	35.021	2:08.516	191
2	50.328	4:25.842			5:16.170	91	6	31.208	<u>35.994</u>	<u>23.626</u>	34.596	2:05.424	190
3	44.486	47.531	31.448	43.951	2:47.416 P		7	<u>30.716</u>	36.048	23.689	<u>34.419</u>	<u>2:04.872</u>	196
4	<u>36.885</u>	<u>43.082</u>	<u>28.772</u>	<u>41.972</u>	<u>2:30.711</u>	163	8	30.876	36.085	23.822	34.701	2:05.484	197
<b>212 Anthony STEPHENS (3rd)</b>							<b>571 Maurice TURNER (15th)</b>						
1	33.594	37.199	24.435	35.408	2:10.636 P		1	38.022	44.487	30.054	46.202	2:38.765 P	
2	30.394	<u>35.392</u>	24.202	4:04.570	5:34.558	184	2	49.589	4:15.196			5:04.785	103
3	32.409	36.042	24.199	34.797	2:07.447 P								
4	30.427	35.812	23.810	34.420	2:04.469	184							
5	<u>30.121</u>	35.673	<u>23.441</u>	<u>34.207</u>	<u>2:03.442</u>	187							

The results are provisional until the end of the time limit for protests and appeals.


*Scott Laing*  
 Chief Timekeeper - Scott Laing

*Tony Bolin*  
 Clerk of Course - Tony Bolin



**COMPUTIME RACE TIMING SYSTEMS PTY LTD**  
**www.computime.com.au**

E-mail: scott@computime.com.au / Ph: 0418 17 13 17





**Round 3 - Phillip Island GP Circuit - September 3 & 4**  
**BEARS - F3, F4, & F5**

**Qualifying**

Date: 03/09/22  
 Event: Q07  
 Weather: Mostly cloudy - Temp: 12.6C  
 Track: Drying - Temp: 13.0C

Started at: 10:54:41  
 Laps: 15 Min  
 Starters: 17  
 Printed at: 11:32

**PROVISIONAL FASTEST LAPS SEQUENCE**

Race Time	No	Name	Machine	Fastest Lap	On Lap
2:20.350	212	Anthony STEPHENS	Husqvarna Vitp. 693	2:10.636	1
10:02.355	212	Anthony STEPHENS	Husqvarna Vitp. 693	2:07.447	3
12:06.824	212	Anthony STEPHENS	Husqvarna Vitp. 693	2:04.469	4
12:12.774	1	Dallas O'SULLIVAN	Husqvarna 701 693	2:04.204	4
14:10.266	212	Anthony STEPHENS	Husqvarna Vitp. 693	2:03.442	5
14:15.263	3	Cori BOURNE	Husqvarna FS 450	2:02.888	5

The results are provisional until the end of the time limit for protests and appeals.


*Scott Laing*  
 Chief Timekeeper - Scott Laing

*Tony Bolin*  
 Clerk of Course - Tony Bolin



**COMPUTIME RACE TIMING SYSTEMS PTY LTD**  
**www.computime.com.au**

E-mail: scott@computime.com.au / Ph: 0418 17 13 17





**Round 3 - Phillip Island GP Circuit - September 3 & 4**  
**BEARS - F3, F4, & F5**

**Qualifying**

Date: 03/09/22  
 Event: Q07  
 Weather: Mostly cloudy - Temp: 12.6C  
 Track: Drying - Temp: 13.0C

Started at: 10:54:41  
 Laps: 15 Min  
 Starters: 17  
 Printed at: 11:32


**PROVISIONAL BEST PARTIAL TIMES**

Pos	Split 1		Split 2		Split 3		Split 4		LAP		
	Name	Time	Name	Time	Name	Time	Name	Time	Name	Ideal	Fastest
1	M. EDWARDS	30.001	C. BOURNE	35.059	C. BOURNE	23.164	P. NILSEN	33.530	C. BOURNE	2:02.888	2:02.888
2	T. PALMAI	30.100	A. STEPHENS	35.392	D. O'SULLIVA	23.371	D. O'SULLIVA	33.908	M. EDWARDS	2:03.131	2:03.676
3	A. STEPHENS	30.121	P. NILSEN	35.568	A. STEPHENS	23.441	M. EDWARDS	34.013	A. STEPHENS	2:03.161	2:03.442
4	P. NILSEN	30.531	M. EDWARDS	35.594	M. EDWARDS	23.523	C. BOURNE	34.132	P. NILSEN	2:03.279	2:03.352
5	C. BOURNE	30.533	G. JAMES	35.994	G. JAMES	23.626	A. STEPHENS	34.207	D. O'SULLIVA	2:04.204	2:04.204
6	G. JAMES	30.716	D. O'SULLIVA	36.095	P. NILSEN	23.650	G. JAMES	34.419	G. JAMES	2:04.755	2:04.872
7	D. O'SULLIVA	30.830	P. BARTUSH	36.672	R. DRAPER	23.906	P. BARTUSH	34.633	P. BARTUSH	2:06.771	2:07.396
8	P. BARTUSH	31.056	T. PALMAI	37.597	P. BARTUSH	24.410	T. PALMAI	35.608	T. PALMAI	2:08.091	2:08.091
9	S. OESER	31.475	R. DRAPER	37.849	T. PALMAI	24.786	R. DRAPER	35.752	R. DRAPER	2:09.323	2:09.323
10	R. DRAPER	31.816	D. YAGAN	38.259	S. OESER	24.931	S. OESER	36.301	S. OESER	2:10.987	2:10.987
11	D. ACKLAND	32.969	S. OESER	38.280	D. ACKLAND	25.269	D. YAGAN	36.915	D. YAGAN	2:13.919	2:15.369
12	D. YAGAN	33.009	D. ACKLAND	39.306	D. YAGAN	25.736	D. ACKLAND	37.478	D. ACKLAND	2:15.022	2:15.022
13	V. KISSITCH	33.255	E. GARNER	39.408	V. KISSITCH	26.347	E. GARNER	37.504	E. GARNER	2:17.302	2:17.302
14	E. GARNER	34.018	V. KISSITCH	39.443	E. GARNER	26.372	V. KISSITCH	38.534	V. KISSITCH	2:17.579	2:17.712
15	M. TURNER	34.629	M. TURNER	41.400	M. TURNER	27.173	M. TURNER	39.058	M. TURNER	2:22.260	2:22.260
16	D. ABOUD	36.885	D. ABOUD	43.082	D. ABOUD	28.772	D. ABOUD	41.972	D. ABOUD	2:30.711	2:30.711
17	I. HARDING	43.231	I. HARDING	49.940	I. HARDING	34.184	I. HARDING	49.404	I. HARDING	2:56.759	2:58.655

The results are provisional until the end of the time limit for protests and appeals.


*Scott Laing*  
 Chief Timekeeper - Scott Laing

*Tony Bolin*  
 Clerk of Course - Tony Bolin



**COMPUTIME RACE TIMING SYSTEMS PTY LTD**  
**www.computime.com.au**

E-mail: scott@computime.com.au / Ph: 0418 17 13 17





**Round 3 - Phillip Island GP Circuit - September 3 & 4**  
**BEARS - F3, F4, & F5**

**LEG 1 (Event 1)**

Date: 03/09/22  
 Event: Q07  
 Weather: Mostly cloudy - Temp: 12.6C  
 Track: Drying - Temp: 13.0C

Started at: 10:54:41  
 Laps: 15 Min  
 Starters: 17  
 Printed at: 11:32


**PROVISIONAL GRID SHEET**



1	3 C. BOURNE 2:02.888	19 P. NILSEN 2:03.352	212 A. STEPHENS 2:03.442
2	22 M. EDWARDS 2:03.676	1 D. O'SULLIVAN 2:04.204	612 G. JAMES 2:04.872
3	5 P. BARTUSH 2:07.396	955 T. PALMAI 2:08.091	67 R. DRAPER 2:09.323
4	39A S. OESER 2:10.987	19A D. ACKLAND 2:15.022	39 D. YAGAN 2:15.369
5	9A E. GARNER 2:17.302	23 V. KISSITCH 2:17.712	571 M. TURNER 2:22.260
6	84 D. ABOUD 2:30.711	62 I. HARDING 2:58.655	


*Scott Laing*  
 Chief Timekeeper - Scott Laing

*Tony Bolin*  
 Clerk of Course - Tony Bolin



**COMPUTIME RACE TIMING SYSTEMS PTY LTD**  
**www.computime.com.au**

E-mail: scott@computime.com.au / Ph: 0418 17 13 17





**Round 3 - Phillip Island GP Circuit - September 3 & 4**  
**BEARS - F3, F4, & F5**

**LEG 1 (Event 1)**

Date: 03/09/22  
 Event: Q07  
 Weather: Mostly cloudy - Temp: 12.6C  
 Track: Drying - Temp: 13.0C

Started at: 10:54:41  
 Laps: 15 Min  
 Starters: 17  
 Printed at: 11:32


**PROVISIONAL GRID SHEET**

		17 62 I. HARDING 2:58.655		16 84 D. ABOUD 2:30.711		6
	15 571 M. TURNER 2:22.260		14 23 V. KISSITCH 2:17.712		13 9A E. GARNER 2:17.302	5
12 39 D. YAGAN 2:15.369		11 19A D. ACKLAND 2:15.022		10 39A S. OESER 2:10.987		4
	9 67 R. DRAPER 2:09.323		8 955 T. PALMAI 2:08.091		7 5 P. BARTUSH 2:07.396	3
6 612 G. JAMES 2:04.872		5 1 D. O'SULLIVAN 2:04.204		4 22 M. EDWARDS 2:03.676		2
	3 212 A. STEPHENS 2:03.442		2 19 P. NILSEN 2:03.352		1 3 C. BOURNE 2:02.888	1



*Scott Laing*  
 Chief Timekeeper - Scott Laing

*Tony Bolin*  
 Clerk of Course - Tony Bolin



**COMPUTIME RACE TIMING SYSTEMS PTY LTD**  
**www.computime.com.au**

E-mail: scott@computime.com.au / Ph: 0418 17 13 17

